

## The Vessel Process

Ready to take the next step in your Vessel journey? Our streamlined process ensures that you'll move smoothly from concept to completion, so you can focus on creating something truly extraordinary. Let's get started on your Vessel!

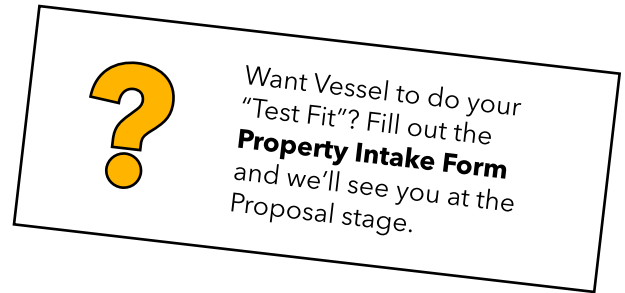


### Step 1

We'll share our **Configurations Guide** so you can figure out what size Vessel can fit your site.

### Step 2

Size your Vessel according to your site.




### Step 1

At this point, we have enough information to estimate the total cost of your Vessel. We'll provide you with an illustration which will help you visualize the unit combination, budget, and underwriting.

### Step 2

If this proposal is in line with your vision, advance to Concept Plan!

It's not? Let us know what kind of configuration you'd like to see. Keep in mind this is an initial evaluation and we suggest engaging with a civil engineer or architect to bring your vision to life.



### Step 1

Consult with an architect and civil engineer who can create an accurate concept plan for your Vessel on your desired site.

### Or

In certain markets, we're happy to make recommendations for a preferred design professional who can create a concept plan for you.

 Vessel

 You



Step 1

If you wish to move forward, we'll send you a quick **form** to confirm your interest as well as a **Due Diligence Checklist** for what you might consider during your process.

We'll hold this per unit price for you for the next 12 months, subject to a 5% change for materials escalation cost. If we start the development process after 12 months, we'll reassess the budget in order to address current market conditions.

Step 2

Fill out our form and start your due diligence!



Step 1

Send us a deposit of \$25,000 so we can dedicate our Development team to making your Vessel a reality.

Step 2

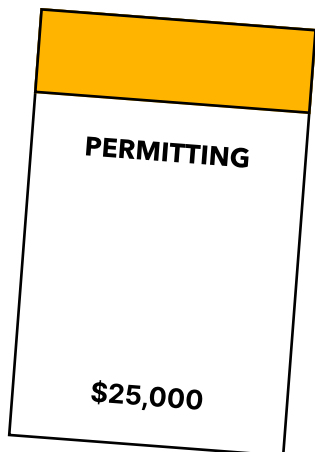
We'll provide you with a **Site Engineering Planning Guide**.

Step 3

We'll whip up the necessary assets you will need for your application. We'll provide documents like interior and exterior renderings of your Vessel, a materials board, equipment package, floor plans, and of course, package it in a **deck** ready for submission.

Step 4

When it comes time to meet with municipal or planning officials, we'll be there for you. Vessel will attend two meetings of your choosing to get your project the green light.



Step 1

Send us a final deposit of \$25,000 so our engineers can guide and support your horizontal development.

It's time to sign your **Vessel Contract!**

Step 2

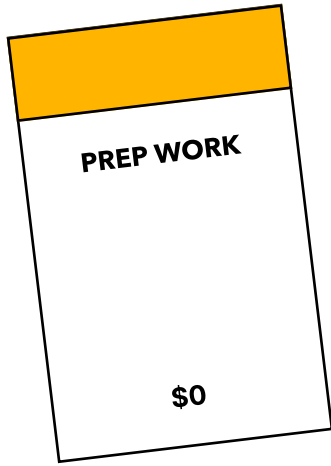
We'll provide you with a **Horizontal Development Planning Guide**.

Step 3

Together, we'll finalize your construction documents for your horizontal development and complete your permitting package.

 Vessel

 You




**Step 1**

Ready to get to work? Complete your horizontal construction and provide a completed construction survey.

**Step 2**

All boxes checked? Let's schedule your delivery date.






As your site work is progressing, we'll have regular check-ins to make sure our schedules are aligned.

## VESSEL TIME!

We'll keep you in the loop with regular updates on your Vessel's progress, so you'll always know what stage it's at and when it's time to make your next payment. The installments will be broken out into 5 payments.

<b>DELIVERY CONFIRMED</b>	<b>START OF CONSTRUCTION</b>
20%	20%

<b>VSS FINISH</b>  20%	<b>MEP FINISH</b>  20%	<b>FINAL INSPECTION</b>  20%
---	---	---



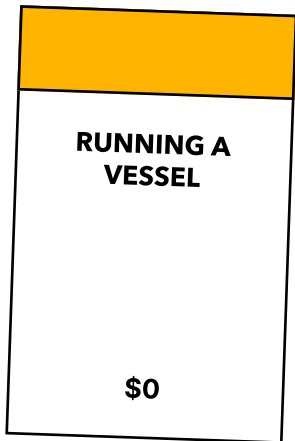
#### Step 1

Let's schedule a time for onsite training so your team can learn how to run and maintain a Vessel.

#### Step 2

We will provide you with

- **The Vessel Maintenance Guide**
- **A Leasing Kit & Marketing Package**
- **The Vessel Warranty Package**



#### Step 1

Complete the **vOS License Agreement** since you're now a proud licensee of Vessel's proprietary home technology.

#### Step 2

We're here for you! Your success is our success. The Vessel team is ready to offer you remote or in-person technical support, no matter the issue.

Need a replacement? You're now part of the **Replacement Program** and we'll do our best to make this process hassle-free for you. But don't worry, you have one year's warranty for any workmanship defects.

## Ready to get started?



Jonathan Buck

Director of Development  
& Product Sales

646.452.8286

[jbuck@myvessel.com](mailto:jbuck@myvessel.com)

 Vessel

 You